



District Report Card: 2017


State: Rajasthan	District: Chittaurgarh
Class: 8	Subject: Language
Schools: 51	Students: 1022


Participation/Coverage


Students

<div>GENDER</div> <div></div>	Boys		Girls	
	Number	%	Number	%
	537	52.54	485	47.46

<div>AREA</div> <div></div>	Rural		Urban	
	Number	%	Number	%
	849	83.07	173	16.93

<div>CATEGORY</div> <div></div>	SC		ST		OBC		GEN	
	Number	%	Number	%	Number	%	Number	%
	171	16.73	187	18.30	540	52.84	124	12.13

<div>CWSN</div> <div></div>	LD	VI	HI	S&LD	ID	Oth
	3	0	2	2	3	1

<div>Management</div> <div></div>	Government		Government-aided	
	Number	%	Number	%
	1022	100.00	0	0.00

Average Performance of Students in Language (%)

Overall	Gender		Area		Management		Social Group			
	Male	Female	Rural	Urban	Govt.	Aided	SC	ST	OBC	GEN
63.13	62.16	64.21	63.27	62.47	63.13	0.00	62.65	61.53	63.89	62.90

Performance on Learning Outcomes (LOs)

Learning Outcomes	Description	Average Performance(%)
L813	Read textual/non-textual materials with comprehension and identifies the details, characters, main idea and sequence of ideas and events while reading	63.13

Range of Performance of Students who Answered Correctly							
Below 30%		30% - 50%		50% - 75%		Above 75%	
Number	%	Number	%	Number	%	Number	%
82	8.02	179	17.51	458	44.81	303	29.65

Lowest Performing Learning Outcomes (LOs)

1 - Read textual/non-textual materials with comprehension and identifies the details, characters, main idea and sequence of ideas and events while reading (63.13)